

DataMAX Software Group, Inc.  
El Dorado Hills, CA 95762  
USA

# Oracle E-Business Suite Fixed Assets Asset Addition

This application is used to create new fixed assets.

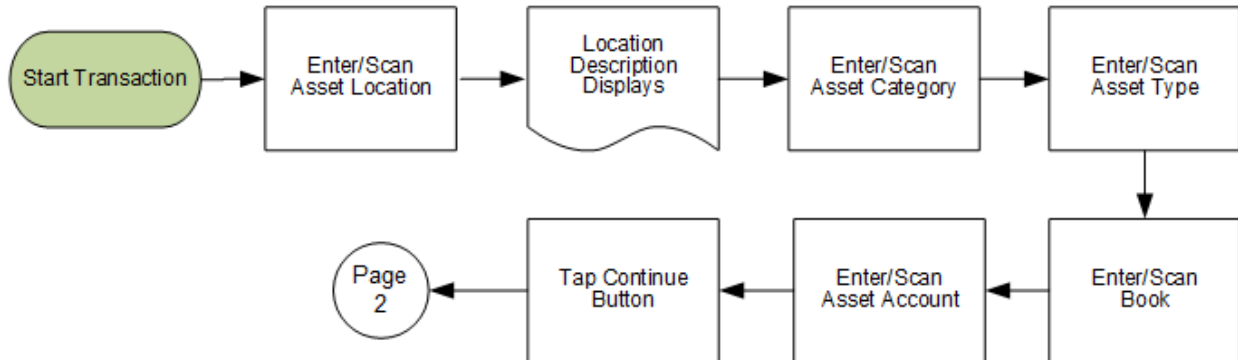
---

## RFgen Functional Documentation 2021

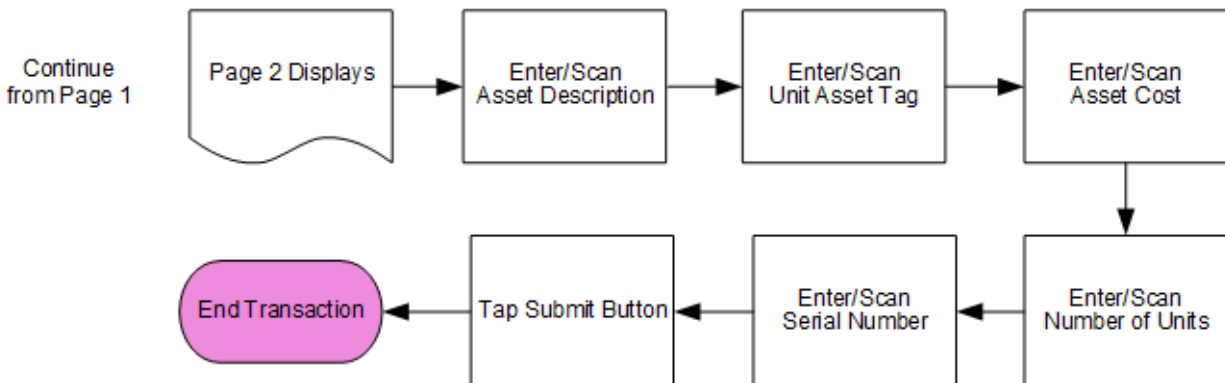
RFgen provides its customers Oracle-validated, ready-to-use suites of Open Source applications and a development environment that can be used to create new apps or to modify existing apps.

In this document is a description of the application workflow details, technical information, and workflow analysis questions for planning customizations to this application.

## Oracle EBS: FA Asset Addition (1 of 2)

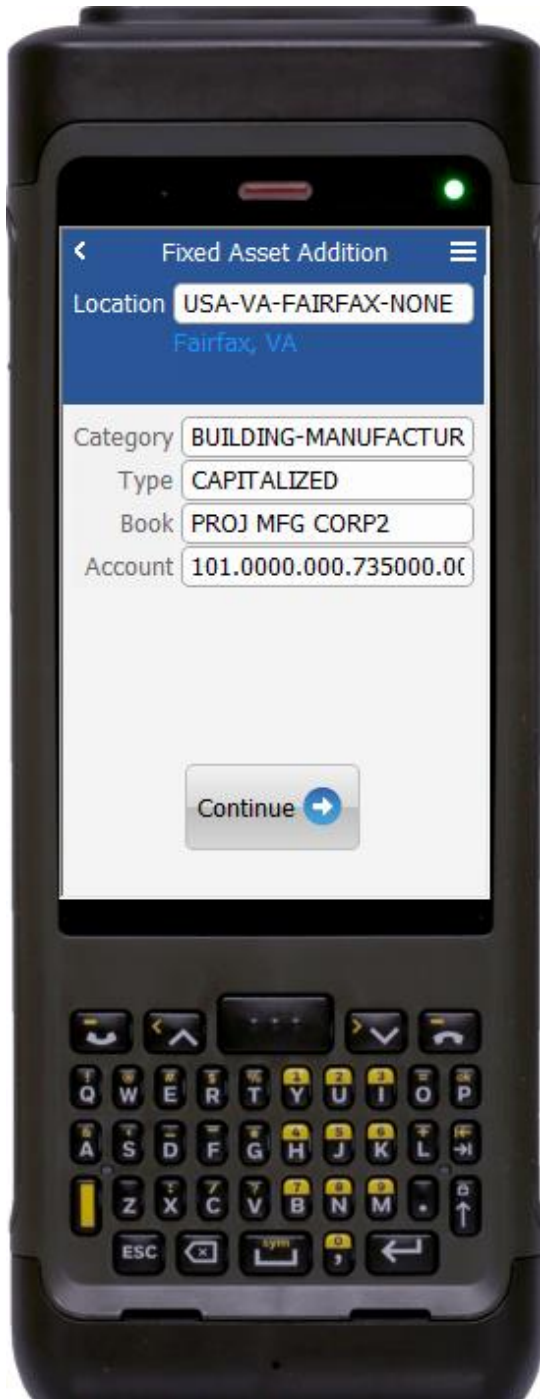


## Oracle EBS: FA Asset Addition (2 of 2)



## FFAAD0100 FA – Asset Addition

This application is used to create new assets in Oracle E-Business Suite.



### Workflow Details (Page 1)

First the user scans, enters, or searches for Asset Locations.

The location description displays.

Next the users can search or enter the asset category.

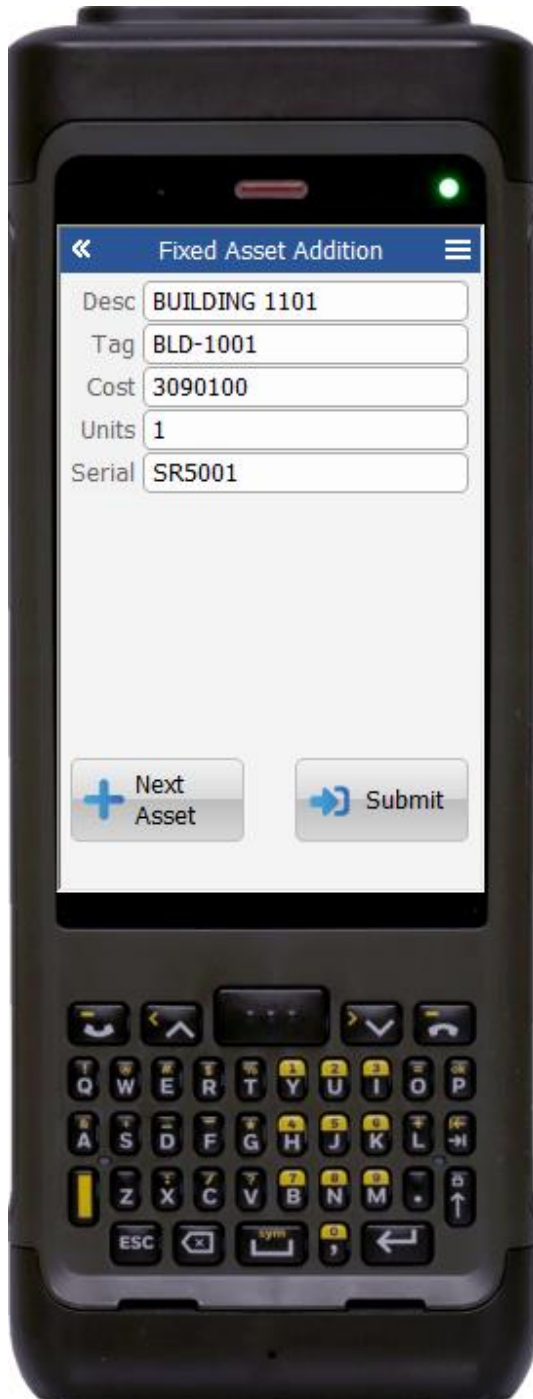
The user selects or enters the asset type.

The user selects or enters the book.

The user selects or enters the asset account.

The user taps the **Continue** button which takes the user to page 2.

The arrow in the upper left corner takes the user back the user back to the menu.



## Workflow Details (Page 2)

Page 2 displays.

The user enters an asset description. They can also select an existing description.

The user scans or enters a unit asset tag.

Next the user enters the current cost of asset.

The user enters the number of units.

The user enters serial number for tracking the asset.

Finally, the user taps the **Submit** button.

The **Submit** button uploads the transaction to save the asset in the EBS system.

The arrow in the upper left corner takes the user back the user back to the prior screen.

The user can click on **Next Asset** button to add more assets for the same location.

The << arrow in the upper left corner takes the user back the user back to the prior screen.

## Technical Information

The following describes the tables used for validation, search lists, or functions for a given prompt in this application.

<b>Prompt</b>	<b>Validation / Search – Tables / Functions</b>	<b>Default Property / In-Code Defaults</b>
Location	FA_LOCATIONS_KFV	Not Applicable
Category	FA_CATEGORIES_KFV	Not Applicable
Type	FA_LOOKUPS	Not Applicable
Book	FA_CATEGORY_BOOKS	Not Applicable
Account	GL_CODE_COMBINATIONS_KFV	Not Applicable
Macro		TFAAD100 FA_ADDITION_PUB.do_addition

## Customization Considerations

If you are planning on creating a new version of this application or modifying it for a customer, the following questions should be considered before you start.

1. What processing options are set for asset additions?
2. Will there be any defaulting values for assets created at a location like Book or Account?
3. Will serials be used for tracking assets?
4. Will the Fixed Asset Addition records need to be approved by a higher user or can they be accepted immediately upon being entered?

